

**EXTENSIVE  
RANGE**




## **CONCENTRIC, PUSH-FIT FLUE SYSTEM WITH UNIQUE TENSILE-RESISTANT JOINTS**

THE NEXT LEVEL IN SAFETY AND  
INSTALLATION CONVENIENCE

INNOVATIVE  
**PARTNER**

# INHOUD

<b>INTRODUCTION</b>	3
<b>CONCENTRIC, PUSH-FIT FLUE SYSTEM</b>	4
Features of the EasySafe system	
All our unique features	
Summary	5
EasySafe concentric push-fit fully plastic 60/100 flue system	
<b>THE Ø100 CLAMP</b>	6
<b>PRODUCT RANGE</b>	7



**EASYSAFE**

## **SMART FLUE SYSTEM WITH HIGHER SAFETY AND INSTALLATION CONVENIENCE**

Experience all the benefits of a PP system

### Introduction

Safety, ease of installation and sustainability are highly valued at Burgerhou. Based upon these core values, we developed a new, revolutionary concentric flue system in accordance with international market demands and regulations.

## CONCENTRIC, PUSH-FIT FLUE SYSTEM

We proudly present our, revolutionary concentric push-fit PP flue system. A system that represents an immense step forwards in the areas of safety, installation convenience and reliability.

### Features of the EasySafe system

- a. The EasySafe system consists of a PP plastic inner flue and outer PP air duct made of proven quality, recyclable, UV stable plastic.
- b. The system meets the highest international safety standards.
- c. The concentric push-fit system is developed for condensing appliances with a temperature class T120 and pressure class H1.



### All our unique features

#### Safety

Foolproof installation combines with tensile-resistant joints to offer a unique level of safety.

#### Tensile resistance (>450N)

The system is provided with unique tension-resistant joints, maximising the safety of the flue gas system over its lifetime.

#### Installation convenience

A unique feature is that the plastic system can be shortened in a single step. That way, time-consuming de-assembling and then re-assembling of the flue pipes is no longer required.

#### Clamping

The EasySafe clamp a new dimension to side-fixation clamping.

#### Savings

Save money with EasySafe thanks to smart construction, easy adjustment, smart clamping and tension-resistance.

#### EN standards


The system meets the latest EN standards  
14471 : 2013 + A1 2015  
14241-1 : 2013

## Summary

Implementation of a fully plastic system and the smart use of joints have resulted in a unique system, the addition of the tensile-resistant joints makes this one of the safest systems available and ready for the future.

### EASYSAFE CONCENTRIC PUSH-FIT FULLY PLASTIC 60/100 FLUE SYSTEM

The EasySafe concentric push-fit fully plastic 60/100 flue system is one-of-a-kind and a giant step forwards for the installer. Thanks to the system's many smart solutions concerning installation, adjustment and clamping it leads to great cost savings and is a joy to install.



Wall terminal



15° elbows



30° elbows



Extension pipes  
250, 500, 1000  
and 2000 mm



45° elbows



90° elbows



Ø100 clamp



Roof terminals


## THE Ø100 CLAMP




With this Ø100 wall bracket Marking and Drilling is simple and easy to adjust.  
The new clamp is time and cost saving and ease of installation.

### The Ø100 EasySafe Wall bracket

- Easy to set position
- Easy to adjust
- Easy to create correct slope
- Possible wall and roof mounting
- Time saving
- Reliable



**MARKING & DRILLING**



**LOCKING**



**FIX CLICK**

## PRODUCT RANGE

### Roof terminal Skyline 3000 concentric 60/100

Flue pipe design	Colour	Total length	Art. no.
PP	Black	1280 mm	41 045 <b>27 42</b>
PP	Terracotta	1280 mm	41 045 <b>27 44</b>




### FX Easy pitched roof flashing

Type	Colour	Vent type	Art. no.
FX Easy 120	Black	Skyline 60/100 mm, flue gas or ventilation 100 mm	40 047 <b>20 04</b>
FX Easy 120	Terracotta	Skyline 60/100 mm, flue gas or ventilation 100 mm	40 047 <b>20 05</b>



### Wall terminal concentric 60/100

Flue pipe design	Colour	Total length	Art. no.
PP	Black/White	765 mm	41 047 <b>00 87</b>



### Extension pipe

Ø (mm)	Length	Art. no.
60/100	250 mm	41 047 <b>08 70</b>
60/100	500 mm	41 047 <b>08 71</b>
60/100	1000 mm	41 047 <b>08 72</b>
60/100	2000 mm	41 047 <b>08 73</b>



### Elbows

Ø (mm)	Bends	Version	Art. no.
60/100	90°	smooth	41 047 <b>08 75</b>
60/100	45°	smooth	41 047 <b>08 76</b>
60/100	30°	smooth	41 047 <b>08 77</b>
60/100	15°	smooth	41 047 <b>08 78</b>



### Adjustable support bracket

Ø (mm)	Version	Art. no.
100 mm	PP EasySafe	40 045 <b>22 70</b>



**For over 150 years,** Burgerhout has been a specialist in the development and optimisation of safe and innovative flue gas discharge, air supply and air distribution solutions.

**Innovative partner** in flue venting & ventilation solutions