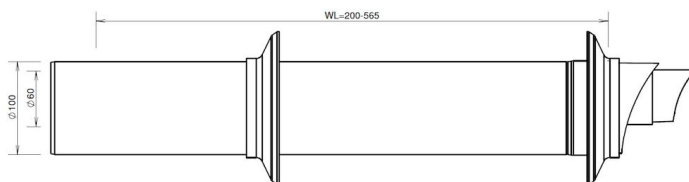



General information

EasySafe Wall terminal PP 60/100



Specifications

Article number	410470087
Colour external part	Black (RAL 9005)
Material flue duct	Plastic
Quality class flue duct	PP
Wall thickness flue duct nom (mm)	2,1
Material air duct	Plastic
Quality class air duct	PP
Wall Thickness (mm)	0,4
Colour air duct	White (RAL 9016)
Weight (kg)	0,26

Dimensions

Diameter flue duct nom (mm)	60
Diameter air duct nom (mm)	100
Outer dimensions (l x w x h mm)	700 x 101 x 101

Application Insights

Intended use	The exhaust of flue gas and the supply of combustion air
Location class	See intended use

Technical Specifications

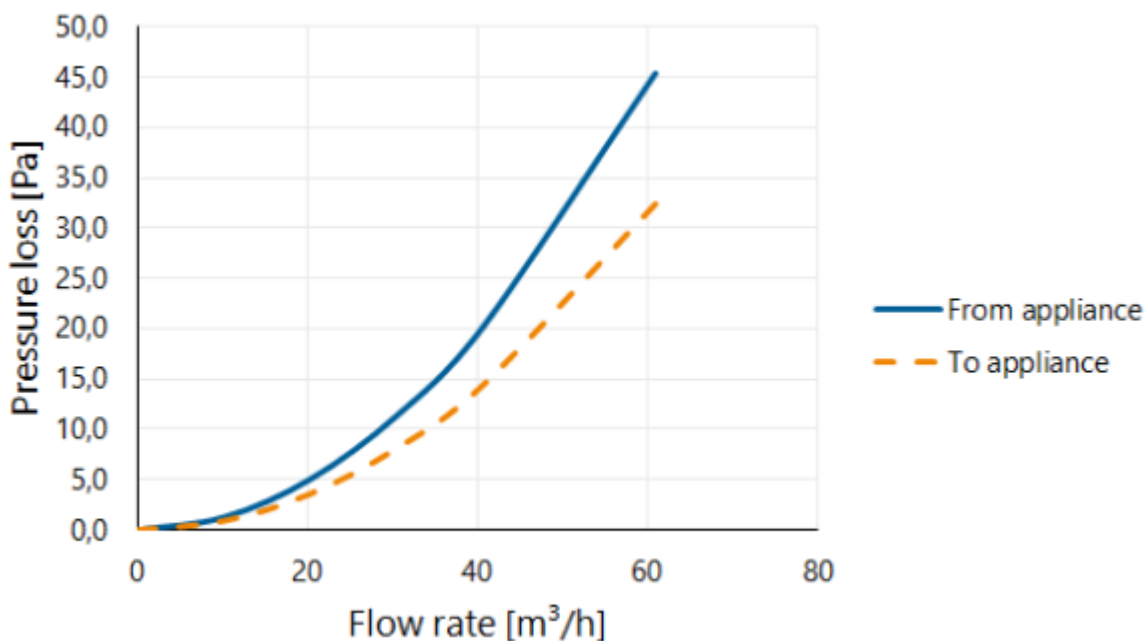
Declaration of performance	001-MG-PP DoP
Harmonized standard	EN 14471: 2013 + A1: 2015
System according to DoP	0.9
CE Marking	T120 H1 W2 O00 LI E U1
ζF Flue duct	2,1
ζA Air duct	1,5
Designed for appliance type	C1
Wind direction property	-
Ice formation Property	Ice-free
Rain water ingress property Flue duct	Unprotected (W)
Rain water ingress property Air duct	Protected
Counter flow property	FL1
Wind velocity pressure PL (Pa)	0
Resistant to penetration of objects (mm)	<16
Other specifications	-

Mounting and installation

Always install according to the national regulations. For safe installation, consult the installation and associated mounting instructions, see Burgerhout.com.

Graph

Pressure loss versus flow rate



Table

Flow rate versus pressure loss

Flow rate			Static pressure loss	
[m/s]	[m³/h]	[l/s]	From appliance [Pa]	To appliance [Pa]
0	0	0	0,0	0,0
1	10	3	1,3	0,9
2	20	6	5,0	3,6
3	31	8	11,3	8,1
4	41	11	20,2	14,4
6	61	17	45,4	32,4